



ESSENTRA

COMPONENTS

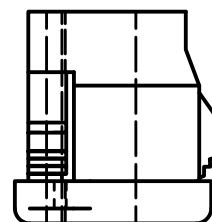
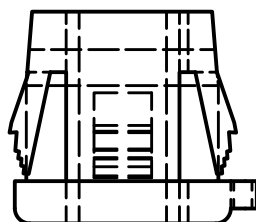
essentracomponents.com

© 2013 Essentra Components. All rights reserved.
Registered in England, Company No. 547495.
Registered Office: Avebury House,
201-249 Avebury Boulevard, Milton Keynes, MK9 1AU

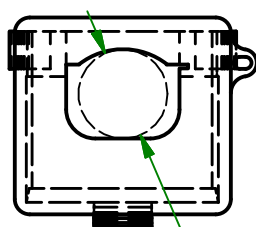
Condition of Sale can be found on our website:
essentra.com.

Essentra Components does not warrant that the files will be error free and may create new versions ("Upgrades") at any time, which may correct such errors. Essentra Components has no obligation to notify you of such upgrades. Any upgraded file will be published to the website, when it becomes available.

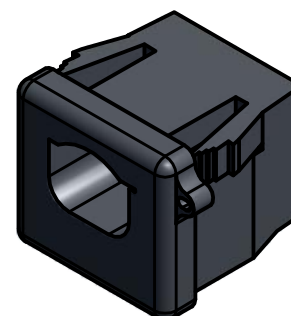
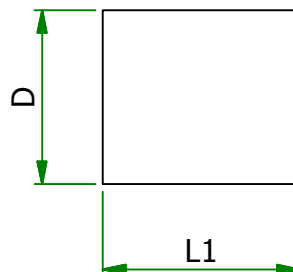
You are not permitted to load any of the files on to a network server for the purposes of distribution to one or more other computer(s) on that network or to effect such distribution. Essentra Components shall not be liable for any loss or damage whatsoever or however caused, arising directly or indirectly from the use of the files.



CUT OUT (2 : 1)



CABLE SIZE



UNCONTROLLED

ITEM	COLOUR	UL/CSA DESCRIPTION	CABLE SIZE	SHAPE	D	L1	MAX PANEL THICKNESS
465703	BLACK	ST-101N	5.6-7.4	ROUND	11.5	13	2.5

UNLESS OTHERWISE STATED

ALL DIMENSIONS IN mm				DO NOT SCALE
LINEAR TOLERANCE				THIRD ANGLE PROJECTION
SIZE	(0)	(0.0)	(0.00)	
0-10mm	±0.5	±0.15	±0.10	
10-30mm	±0.5	±0.20	±0.15	
30-50mm	±0.5	±0.30	±0.20	
50-100mm	±0.8	±0.50	±0.25	
100-200mm	±1.5	±0.80	±0.40	
200-300mm	±2.0	±1.20	±0.80	
300-500mm	±3.0	±2.00	±1.00	ANGULAR TOLERANCE ±0.5 DEGREES
+500mm	±5.0	±3.00	±1.50	UNSPECIFIED RADII 0.25mm
DRAFT ANGLE 0.5 DEGREES				

ORG.SCALE 2:1

MATERIAL NYLON

ITEM No. 465703

TITLE SELF-LOCK STRAIN RELIEF BUSH

DWG.No. P110020-8

ISSUE No. 1