



ESSENTRA

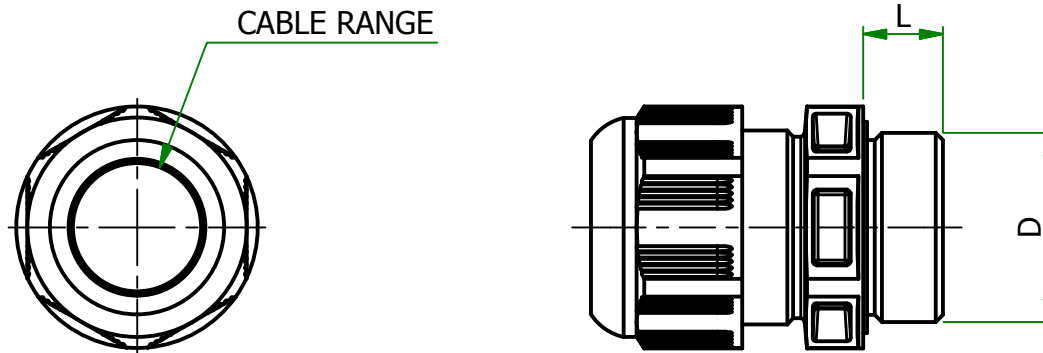
essentracomponents.com

© 2013 Essentra Components. All rights reserved.
Registered in England, Company No. 547495.
Registered Office: Avebury House,
201-249 Avebury Boulevard, Milton Keynes, MK9 1AU

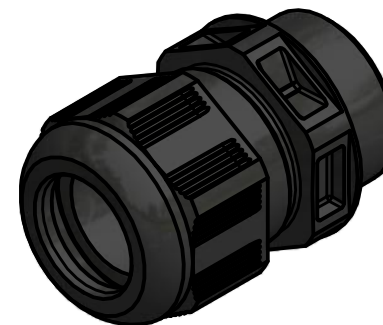
Condition of Sale can be found on our website:
essentra.com.

Essentra Components does not warrant that the files will be error free and may create new versions ("Upgrades") at any time, which may correct such errors. Essentra Components has no obligation to notify you of such upgrades. Any upgraded file will be published to the website, when it becomes available.

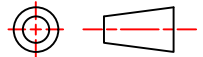
You are not permitted to load any of the files on to a network server for the purposes of distribution to one or more other computer(s) on that network or to effect such distribution. Essentra Components shall not be liable for any loss or damage whatsoever or however caused, arising directly or indirectly from the use of the files.



Part Number	D	L	Cable Range	Part ID
551794	M16X1.5	9	4-9	1027678



UNCONTROLLED

UNLESS OTHERWISE STATED	
ALL DIMENSIONS IN mm	DO NOT SCALE
LINEAR TOLERANCE SIZE (0) (0.0) (0.00) 0-10mm ±0.5 ±0.15 ±0.10 10-30mm ±0.5 ±0.20 ±0.15 30-50mm ±0.5 ±0.30 ±0.20 50-100mm ±0.8 ±0.50 ±0.25 100-200mm ±1.5 ±0.80 ±0.40 200-300mm ±2.0 ±1.20 ±0.80 300-500mm ±3.0 ±2.00 ±1.00 +500mm ±5.0 ±3.00 ±1.50	THIRD ANGLE PROJECTION  ANGULAR TOLERANCE ±0.5 DEGREES UNSPECIFIED RADII 0.25mm DRAFT ANGLE 0.5 DEGREES DIMENSIONS IN BRACKETS [] ARE IN INCHES FOR REFERENCE ONLY
ORG.SCALE NTS	CREATE DATE 25/Jul/2016
MATERIAL POLYAMIDE	
ITEM No. 551794	
TITLE NAYLON CABLE GLANDS	
DWG.No. P110230-5-2	ISSUE No. 1