



ESSENTRA

essentracomponents.com

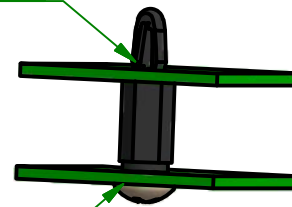
© 2013 Essentra Components. All rights reserved.
 Registered in England, Company No. 547495.
 Registered Office: Avebury House,
 201-249 Avebury Boulevard, Milton Keynes, MK9 1AU

Condition of Sale can be found on our website:
 essentra.com.

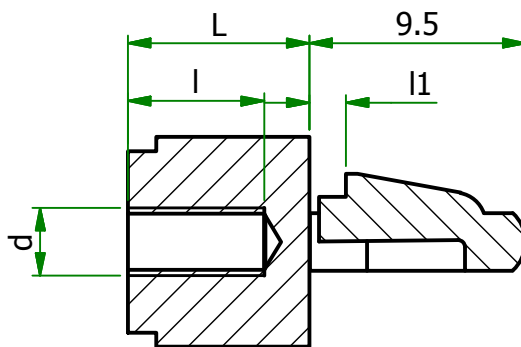
Essentra Components does not warrant that the files will be error free and may create new versions ("Upgrades") at any time, which may correct such errors. Essentra Components has no obligation to notify you of such upgrades. Any upgraded file will be published to the website, when it becomes available.

You are not permitted to load any of the files on to a network server for the purposes of distribution to one or more other computer(s) on that network or to effect such distribution. Essentra Components shall not be liable for any loss or damage whatsoever or however caused, arising directly or indirectly from the use of the files.

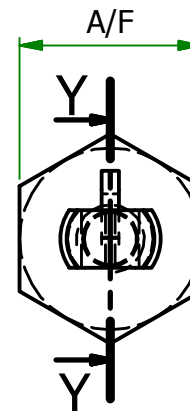
TOP MOUNTING HOLE $\text{Ø}4\pm0.08$
 PANEL THICKNESS $l1$



BOTTOM MOUNTING HOLE $d1$
 ANY PANEL THICKNESS



Y-Y



Part Number	Thread	A/F	L	l	d1	l1	Part ID
1306293	M4	6	10	8	4.8	1.6	1306293

UNCONTROLLED

UNLESS OTHERWISE STATED

ALL DIMENSIONS IN mm			DO NOT SCALE
LINEAR TOLERANCE			THIRD ANGLE PROJECTION
SIZE	(0)	(0.0)	(0.00)
0-10mm	±0.5	±0.15	±0.10
10-30mm	±0.5	±0.20	±0.15
30-50mm	±0.5	±0.30	±0.20
50-100mm	±0.8	±0.50	±0.25
100-200mm	±1.5	±0.80	±0.40
200-300mm	±2.0	±1.20	±0.80
300-500mm	±3.0	±2.00	±1.00
+500mm	±5.0	±3.00	±1.50
ORG.SCALE	NTS	CREATE DATE: 16/Nov/2016	

MATERIAL **NYLON 66 BLACK**

ITEM No. **1306293**

TITLE **THREADED CIRCUIT BOARD SUPPORT**

DWG.No. **P160249-1** ISSUE No. **1**