

10.1-inch CANbus Display for Vehicles

- Ideal for gauges, diagnostics, cameras, guidance and other vehicle functions
- Sealed to IP67
- VESA MIS-D standard mount
- Four video inputs: capable of displaying three simultaneous cameras
- Easy apps creation and integration with VUI Builder (J1939) and Linux Qt (J1939 and CANopen)
- Scratch resistant/Anti-glare cover glass
- Optically bonded display for superior mechanical and sunlight readability
- Wide viewing angle
- 1000 NITS backlight intensity
- WXGA resolution (1280 X 800)
- 16-Bit color TFT, LED backlight
- Optional touch screen
- 3 second boot time (VUI Builder)



Processor AND MEMORY

- 800 MHz i.MX6 Dual Core Processor
- 512MB DDR3
- 4GB e.MMC
- Linux Operating System
- Real time clock with 10 year battery backup

INTERFACES

- 1 USB host port
- 3 CAN bus ports
- 10/100 ethernet port

INPUT / OUTPUT

- 4 NTSC/PAL video inputs
- 1 RS-232 ports
- 4 I/O Ports (200 mA max)
- Input voltage: 9VDC to 32VDC

MATING CONNECTOR

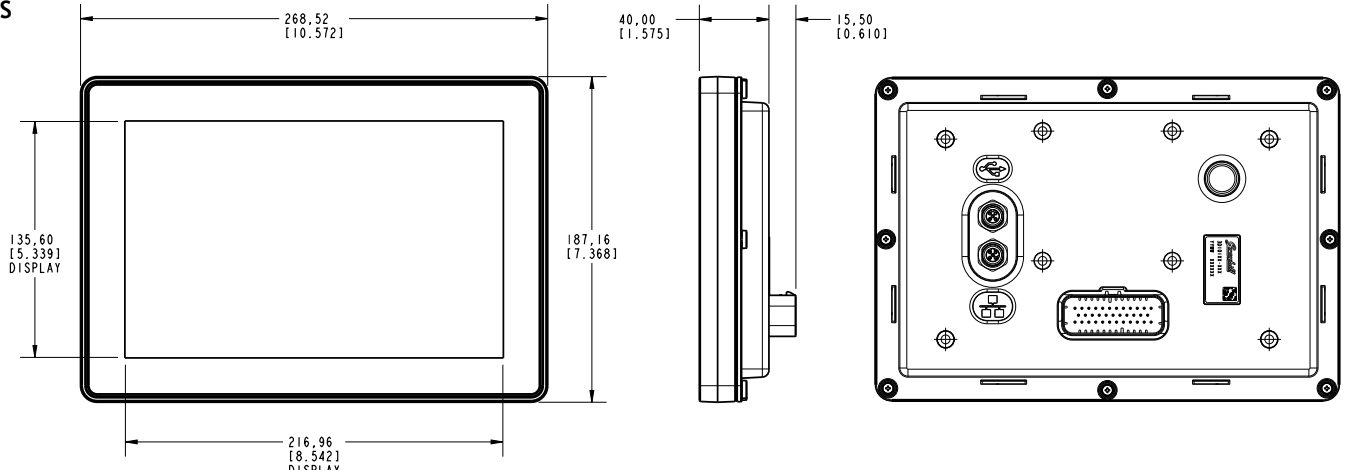
- AMP 776164-1 mating connector with AMP 770520-1 or AMP 770854-1 contacts
- USB M12-5 PIN - CODE A
- ETHERNET M12-4 AN - CODE D

Grayhill, Inc.

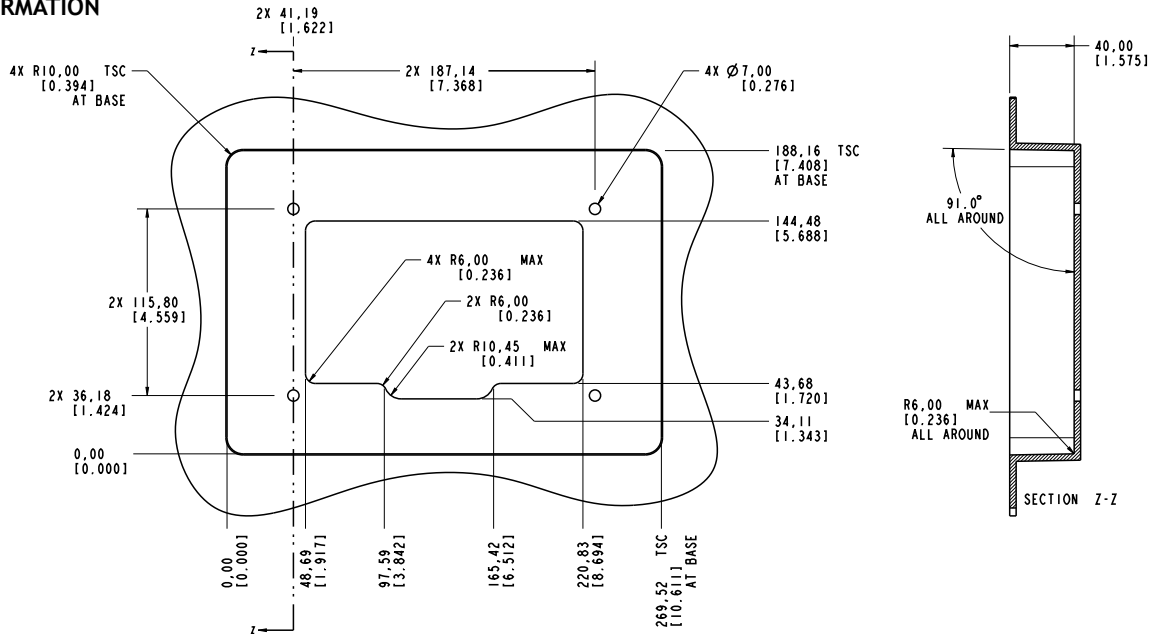
561 Hillgrove Avenue
LaGrange, Illinois 60525
phone: (708) 354-1040
fax: (708) 354-2820



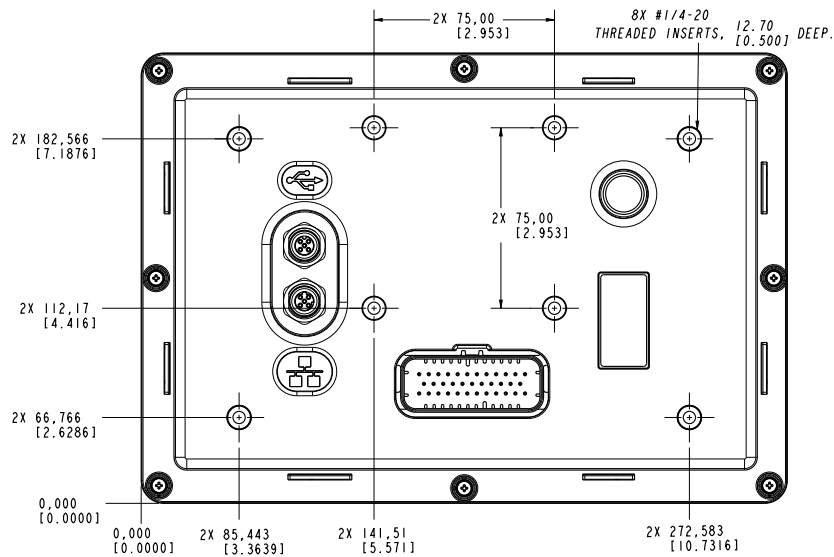
DIMENSIONS



MOUNTING INFORMATION

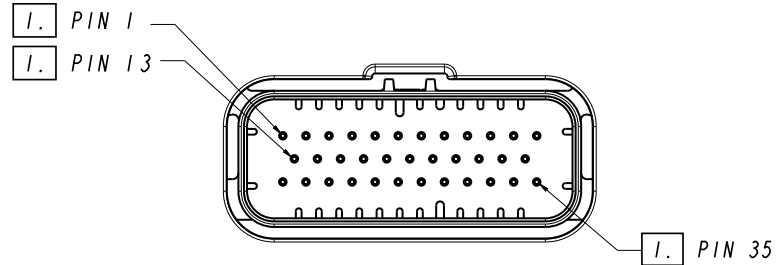


THREADED INSERTS



PINOUTS

PIN	FUNCTION	PIN	FUNCTION	PIN	FUNCTION
1	VIDEO1 +	13	VIDEO2 +	24	VIDEO3 +
2	VIDEO1 -	14	VIDEO2 -	25	VIDEO3 -
3	CAN1 HI	15	NC	26	NC
4	CAN1 SH	16	NC	27	NC
5	CAN1 LO	17	CAN3 SH	28	CAN3 HI
6	CAN2 HI	18	CAN2 SH	29	CAN3 LO
7	CAN2 LO	19	VIDEO4 +	30	RS232 RX
8	RS232 GND	20	VIDEO4 -	31	RS232 TX
9	DIGITAL I/O4	21	DIGITAL I/O2	32	DIGITAL I/O3
10	DIGITAL I/O1	22	NC	33	NC
11	NC	23	VIN SWITCHED	34	NC
12	VIN RETURN			35	VIN POSITIVE



PART NUMBERS

	RS232	USB 2.0	CAN1	CAN2	CAN3	VIDEO1	VIDEO2	VIDEO3	VIDEO4	RTC	Touch	Ethernet	DIG IO	Buzzer
3D101XX-200	X	X	X									X	0	
3D101VX-200	X	X	X	X	X	X	X	X	X	X		X	4	X
3D101VT-200	X	X	X	X	X	X	X	X	X	X	X	X	4	X
3D101DEV-200	Development Kit with 3D101VT-200 display													

DEVELOPMENT KIT



Back View

A development kit is offered to provide the hardware and software required to set up a programmer's workstation for the use with the chosen development environment.

Inside the Kit:

- 3D101 Display
- Development Stand
- Interface PCB
- Interface Cables



ELECTRICAL PERFORMANCE SPECIFICATIONS

Maximum Load	ANSI / ASAE EP455 Sec 5.1.1	T(min) = -40C, T(max) = +65C
Over-voltage	ANSI / ASAE EP455 Sec 5.10.2	Level 1, extended to 36V
Reverse Polarity	ANSI / ASAE EP455 Sec 5.10.3	extended to -36V
Short-circuit Protection	ANSI / ASAE EP455 Sec 5.10.4	extended to 36V
Starting Profile	ISO 16750-2 Sec. 4.6.3	12V, Code C / 24V Code E
Battery-less Operation	ANSI / ASAE EP455 Sec 5.11.3	Level 1
Load Dump	ISO 7637-2 Pulse 5a	Us = 174V, Ri = 2 Ohms, Td = 350mS
Switching Spikes	ISO 7637-2 Pulse 3a and 3b	Pulse 3a: Us = -200V, Pulse 3b: Us = 200V, 3000 reps
Wire Harness Inductance	ISO 7637-2 Pulse 2a	Us = 50V, t1 = 5s, 60 reps
Motor Shutdown Transients	ISO 7637-2 Pulse 2b	Us = 20V, t1 = 5s, Ri < .05 Ohms, 60 reps
Wire Harness Inductance Switching	ISO 7637-3 Pulse a and b	Pulse a: -80V, Pulse b: 80V, Class A, 6 min.
Inductive Load Switching	ANSI / ASAE EP455 Sec 5.11.4	Level 1
Mutual Coupling (Power)	ANSI / ASAE EP455 Sec 5.11.6.1	Level 2
Mutual Coupling (Signal/ Input)	ANSI / ASAE EP455 Sec 5.11.6.2	
Alternator Field Decay	ANSI / ASAE EP455 Sec 5.11.2	
ESD	ANSI / ASAE EP455 Sec 5.12	Level 2
Radiated Immunity	ANSI / ASAE EP455 Sec 5.16	Level 1
Broadband Radiated Emissions	ISO 14982 Sec 6.4	
Narrowband Radiated Emissions	ISO 14982 Sec 6.5	
Conducted Emissions	SAE J1113-41	Class 3

MECHANICAL PERFORMANCE SPECIFICATIONS

Vibration, Random	ANSI/ASEA EP455 5.15.1	2h each axis @52.4m/s2 RMS overall acceleration and spectral power density of 2m2/s3 from 50Hz to 2000Hz
Vibration, Sinusoidal	ANSI/ASEA EP455 5.15.2	A logarithmic sweep from 10Hz to 2000Hz to 10Hz over a period of 20 minutes for 4 hours in each of 3 orthogonal axes with amplitude 1.5mm from 10Hz to 40Hz and a constant acceleration of 35m/s2 RMS from 40Hz to 2KHz
Shock / Crash Safety	ANSI/ASEA EP455 5.14	11ms half sine pulse of 490 m/s2 in 3 perpendicular axes
Drop	ANSI/ASEA EP455 5.14.2 Level 1	Drop component 400 mm onto a hardwood benchtop on all practical edges.
Weight		1400 Grams Typical



ENVIRONMENTAL SPECIFICATIONS

Operating temperature	ANSI/ASAE EP455 5.1.1 Level 2	-30°C to +65°C
Storage Temperature	ANSI/ASAE EP455 5.1.2 Level 2	-40°C to +85°C
Thermal Shock	ANSI/ASAE EP455 5.1.3	-40°C to 70°C at a rate of 4°C/min (1 hour at extremes)
Altitude (Barometric Pressure)	ANSI/ASAE EP455 5.2	101.3kPa to 18.6kPa
Sand and Dust	ANSI/ASAE EP455 5.3	24 hours with 0.88g/m3
Solar Radiation	ANSI/ASAE EP455 5.4	43-75W/m2 UV Radiation (280-400nm wavelength) 300h
Ingress Protection / Rain	ANSI/ASAE EP455 5.6 Level 2	375 kPa and 8.3 L/min for 10 minutes @15°C water temp
Humidity	ANSI/ASAE EP455 5.13	96% humidity at 35°C for 240 hours
Salt Fog	ANSI/ASAE EP455 5.9	5% aqueous solution of NaCl @ 35°C and a pH between 6.5 and 7.2 for 48 hours
Chemical resistance	ISO 16750-5 EP 455 (5.8.2)	
Thermal Cycling	ISO 16750-4	-40° to 85°C 2 hours at extremes change rate = 1°C/min (8 hours) repeat for 30 cycles.

Ask us about our complete CANBUS UI Package

Grayhill, Inc.

561 Hillgrove Avenue
LaGrange, Illinois 60525

phone: (708) 354-1040
fax: (708) 354-2820