





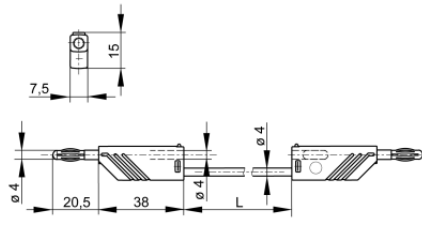


Measuring leads

MLN SIL 25/1



Product	MLN SIL 25/1
description	Measuring lead, at either end 4 mm diameter plug with caged spring and 4 mm diameter socket for tower construction. Nickel-plated copper beryllium contact spring. Highly flexible, double insulated stranded lead, grip and lead shatter-proof. Built in colour indicator for easy identification of insulation damages.
operating instruction	BA401
article-no. / *colour	9340901xx <div style="display: flex; justify-content: space-around; align-items: center;"> <div style="text-align: center;"> 00 black</div> <div style="text-align: center;"> 01 red</div> <div style="text-align: center;"> 02 blue</div> <div style="text-align: center;"> 03 yellow</div> <div style="text-align: center;"> 04 green</div> <div style="text-align: center;"> 88 yellow green</div> </div> <div style="text-align: right; margin-top: 5px;">Ni</div>
drawing	
technical data	
rated voltage ⁽¹⁾	30 VAC / 60 VDC
measurement cat. acc. to IEC 61010	0 ⁽³⁾
rated current ⁽¹⁾ (consider derating curve)	16 A
material plug	brass, nickel plated
housing material	PA
temperature range acc. To IEC61010 ⁽²⁾	-15 °C to +70 °C
flammability class acc. to UL 94 (only valid for basic material of housing)	V-2
cable length	25 cm

4 mm system

conductor size	1 mm ²
cable material	SIL
contact resistance	8,5 mOhm
standard	IEC 61010

⁽¹⁾ for normal environmental conditions -5°C to +40°C

⁽²⁾ contact the manufacturer for applications at deviating temperature ranges

⁽³⁾ Other circuits that are not directly connected to mains

stand: 20.07.2018