

Aluminum High Capacity Single-Point Load Cell

FEATURES


- Capacities 100–250 kg
- Aluminum construction
- Single-point 400 x 400 mm platform
- IP66 protection
- Available with metric threads

APPLICATIONS

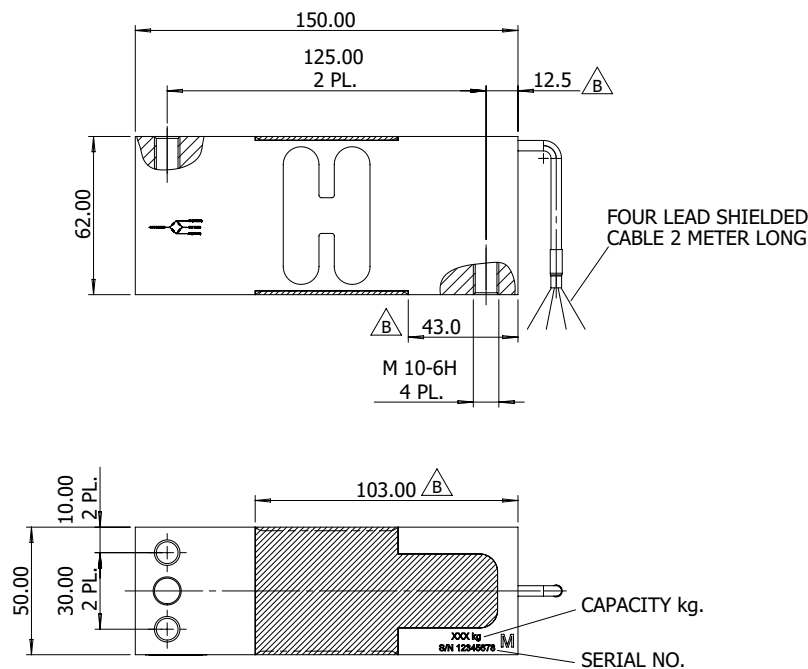
- Large platform scales
- Hanging scales
- Check weighing

DESCRIPTION

The Model 1262 is a high performance, high capacity single-point load cell designed for direct mounting of large weighing platforms.



OUTLINE DIMENSIONS in millimeters

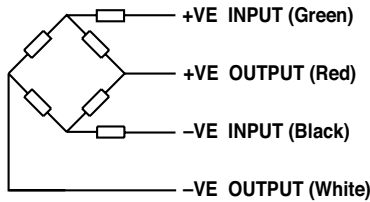


Aluminum High Capacity Single-Point Load Cell

SPECIFICATIONS		
PARAMETER	VALUE	UNIT
Rated capacity—R.C. (E _{max})	100, 250	kg
Accuracy class	C1	
Rated output—R.O.	2.0	mV/V
Rated output tolerance	0.5	±mV/V
Zero balance	0.1	±mV/V
Zero return, 30 min.	0.05	±% of applied load
Total error	0.03	±% of rated output
Temperature effect on zero	0.008	±% of rated output/°C
Temperature effect on output	0.003	±% of applied load/°C
Eccentric loading error	0.0035	±% of rated load/cm
Temperature range, compensated	-10 to +50	°C
Temperature range, safe	-30 to +70	°C
Maximum safe central overload	150	% of R.C.
Ultimate central overload	300	% of R.C.
Excitation, recommended	10	VDC or VAC RMS
Excitation, maximum	15	VDC or VAC RMS
Input impedance	415±15	Ω
Output impedance	350±3	Ω
Insulation resistance	>2000	MΩ
Cable length	2	m
Cable type	4 conductors, 26 AWG, shielded, PVC jacket	Standard
Construction	Aluminum	
Environmental protection	IP66	
Platform size (max)	400 x 400	mm

All specifications subject to change without notice.

WIRING SCHEMATIC DIAGRAM



Disclaimer

ALL PRODUCTS, PRODUCT SPECIFICATIONS AND DATA ARE SUBJECT TO CHANGE WITHOUT NOTICE.

Vishay Precision Group, Inc., its affiliates, agents, and employees, and all persons acting on its or their behalf (collectively, "VPG"), disclaim any and all liability for any errors, inaccuracies or incompleteness contained herein or in any other disclosure relating to any product.

The product specifications do not expand or otherwise modify VPG's terms and conditions of purchase, including but not limited to, the warranty expressed therein.

VPG makes no warranty, representation or guarantee other than as set forth in the terms and conditions of purchase. **To the maximum extent permitted by applicable law, VPG disclaims (i) any and all liability arising out of the application or use of any product, (ii) any and all liability, including without limitation special, consequential or incidental damages, and (iii) any and all implied warranties, including warranties of fitness for particular purpose, non-infringement and merchantability.**

Information provided in datasheets and/or specifications may vary from actual results in different applications and performance may vary over time. Statements regarding the suitability of products for certain types of applications are based on VPG's knowledge of typical requirements that are often placed on VPG products. It is the customer's responsibility to validate that a particular product with the properties described in the product specification is suitable for use in a particular application. You should ensure you have the current version of the relevant information by contacting VPG prior to performing installation or use of the product, such as on our website at vpgsensors.com.

No license, express, implied, or otherwise, to any intellectual property rights is granted by this document, or by any conduct of VPG.

The products shown herein are not designed for use in life-saving or life-sustaining applications unless otherwise expressly indicated. Customers using or selling VPG products not expressly indicated for use in such applications do so entirely at their own risk and agree to fully indemnify VPG for any damages arising or resulting from such use or sale. Please contact authorized VPG personnel to obtain written terms and conditions regarding products designed for such applications.

Product names and markings noted herein may be trademarks of their respective owners.

Copyright Vishay Precision Group, Inc., 2014. All rights reserved.